



CLAYTON HALL
ACADEMY

Exam Organisation and Preparation

Year 10 PPE
June 2021

Mr Morris

What are PPEs and Why do we do them?

- Pre-Public Examinations
- GCSEs - Heavy knowledge content
- Spotting the Gaps so we can help you close them
- Cumulative revision
 - Make a good job now
 - Easier next time
 - Two next year and next Summer for Real!
- Practice makes perfect



CLAYTON HALL
ACADEMY



CLAYTON HALL
ACADEMY

Organisation

The Sportshall

- Why the Sportshall?
- A 'Real Experience'
 - Invigilators
 - As it will be next Summer
- Timetable
 - No more than two exams per day
 - Similar to actual timetable
 - Except MFL Writing (9th June am)
 - Personalised timetable to follow



CLAYTON HALL
ACADEMY

Organisation of Bags

- 3 'Enterprise Pods' – Locked during exams
- Bags organised in your Exam Table Rows



- Take out your pencil case and water bottles before going in
- Bags on shelves in Pods and straight out
- Move straight to waiting areas



CLAYTON HALL
ACADEMY

Outside Sports Hall

- Back of Sports Hall in Zones
- Stand in your zones facing back of Sports Hall

Rows A -F

Rows G-L

Rows M-S



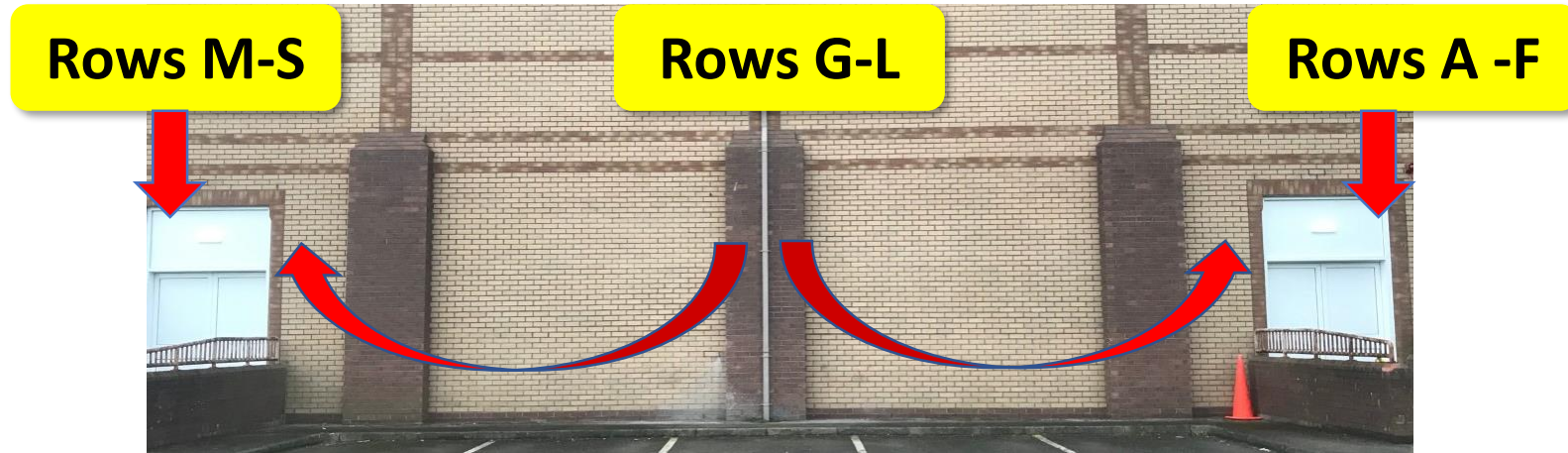
- When asked for attention and silence must get it
 - Needed for prompt start
- Tennis Courts are also your Fire Alarm Emergency meeting point



CLAYTON HALL
ACADEMY

Outside Sports Hall

- Enter row at a time as instructed



- Go directly to your seat with your photo (yes photo!)
 - Legal requirement
- Your seat and table only!
 - Look after it – charges for cleaning!



CLAYTON HALL
ACADEMY

After Exam

- Not everyone will finish at the same time
- Silence until you have collected your bags and left the area
- On exit – Row from each pod at a time
 - In – get bag and out
 - Come out
 - Put stuff back into bag afterwards
- Move swiftly to your lesson
 - No hanging around on corridors
 - All other classes are happening as normal – have respect



CLAYTON HALL
ACADEMY



CLAYTON HALL
ACADEMY

Important Rules and Expectations

Expectations as they will be next Summer

- Standard Rules apply
 - Silence from beginning to end
 - Hand up if you have a question or need help
 - No turning around
 - No mobile devices
 - Left with your belongings in the Pods
 - Watches on Tables
- What if we break the rules?
 - Potential for “Banned from One – Banned from All”
- It’s a caring sharing world
 - Revision yes...
 - But not when it comes to exams
 - Some students are taking the same exam later in the week
 - Don’t give them the advantage that you did not have



CLAYTON HALL
ACADEMY

Enough Said? Disqualification!

AQA	City & Guilds	CCEA	OCR	Pearson	WJEC
-----	---------------	------	-----	---------	------



**NO IPODS, MOBILE PHONES
MP3/4 PLAYERS
SMARTWATCHES**

**NO POTENTIAL TECHNOLOGICAL/WEB
ENABLED SOURCES OF INFORMATION**

Possession of unauthorised items, such as a mobile phone, is a serious offence and could result in **DISQUALIFICATION** from your examination and your overall qualification.

This poster must be displayed in a prominent place outside each examination room.

©2017 – Effective from 1 September 2017



CLAYTON HALL
ACADEMY

At your desk

- Leave your notes in your bags – you will need them next year
- Pencil cases – clear only
- Put kit on table and cases on floor
- Put calculator covers on floor (or leave in bags)
- Watches off wrists and on desk (no SMART watches)
- Water bottles - CLEAR/PLAIN Only – NO LABELS (Squash is OK though)
- Look forward at all times
 - A sneaky look could be deemed cheating
- Superb attitude by all
- Invigilators **are** Mrs Reid – treat them as such



CLAYTON HALL
ACADEMY

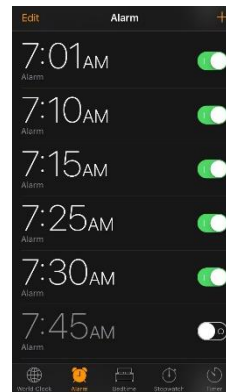



CLAYTON HALL
ACADEMY

Be Prepared!

Arriving Prepared for an Exam

- Pack the night before
- Have a good night's sleep
- Set your alarm!!!
- Breakfast



CLAYTON HALL
ACADEMY

Equipment – Packing for Success!

- Two Pens (black)
- Two pencils
- 30cm ruler
- Preferably a Scientific calculator
 - Bring it to every exam – except Maths Non-Calculator
- Eraser
- Protractor
- Coloured pencils if required
- Highlighters
 - Exam technique – highlight the key words and command words in the questions



CLAYTON HALL
ACADEMY

Positive Mindset – You Can Do It!

- PPPPP
- F2P=P2F
- Stress shows you care – embrace it!
- Train Hard to Race Easy!
- Be The Best You Can Be!
 - What if...You may need these results for Teacher Assessed Grades next year
- It is not what you have done, but what you do from here on in!
- Be Proud!
- Believe in yourself!
- We Believe in you!



CLAYTON HALL
ACADEMY

Revision Tips

- PSHE over the next two weeks
- Listen to your teachers!
 - Yes, really listen!
- Clayton Website has a wealth of suggestions
 - <http://www.claytonhallacademy.org/students/exams/>
- Plan Your Time
 - Free Time Timetable
 - Plan your breaks and leisure activities first
 - Then add in your revision
 - 25 minute slots with 5 minute breaks
 - 2 subjects per hour
 - 2 topics per hour



CLAYTON HALL
ACADEMY

Free-Time Timetables

Free Time Timetable – Weekdays

Write on your 'down time' first. Put in your after school clubs (dance/football) and revision time.

Oh and don't forget meals and snacks too.

Mix it up. 2 subjects per hour (or at least 2 different topics per hour). 25

Week	Monday	Tuesday	
4pm			
5pm			
6pm			
7pm			
8pm			
9pm			

Free Time Timetable – Weekends

Write on your 'down time' first. Put in your Dance, Lie-ins, Denman, Next Step, Switch, Blyton etc. First – then plan your revision time. Oh and don't forget meals and snacks too.

Mix it up. 2 subjects per hour (or at least 2 different topics per hour). 25 minutes on 5 minutes break.

e.g. 8am session is actually 8 to 8.25 and 8.30 to 8.55

Week	Friday	Saturday	Sunday
8am			
9am			
10am			
11am			
12pm			
1pm			

Add your free-time activities first and then fit your revision around that



CLAYTON HALL
ACADEMY



CLAYTON HALL
ACADEMY


And Finally...

You Can Do It!



CLAYTON HALL
ACADEMY

Time for Success!



S U C C E S S



CLAYTON HALL
ACADEMY